

Aristotle<sup>®</sup>  
Casegoods  
warm and inviting





# INTELLIGENT SPACES

Refined. Sophisticated. Appealing. The Aristotle® casegoods collection creates upscale environments for intelligent work spaces. With vast options for surface finishes and edge styles, Aristotle delivers elite distinction for private offices or shared work areas.







Mobile pedestal features front lock



Storage and wardrobe tower



Aluminum frame return with acrylic modesty panel



Desktop acrylic panel







# INVITING DESIGNS

Warm wood grains offer classic appeal with a welcoming solace, while solid laminates imbue fresh, contemporary flair. Combine wood grains and solid finishes with metallic accents for truly unique style.



Lectern



Markerboard



Mobile double serving cart



Mobile white board divider



Conference table

# INTUITIVE MODULARITY



Aristotle casegoods support modular planning regardless of work styles. Storage units are fully assembled and feature a variety of freestanding or integrated options. Wardrobe towers can be used separately or planned with filing units to enhance the functionality of the work space.



Wardrobe, file and storage tower



Reception desk with return and transaction top









Overhead with sliding frosted acrylic doors



Open overhead



Closed overhead



Overhead with frosted glass doors






## FORM AND FUNCTION




Aluminum wave profile leg (featured on pages 6-7)



Slimline metal leg (featured above)



Adjustable glides

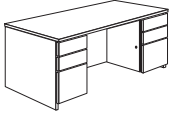


Grommet

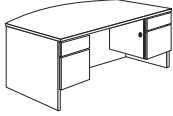
Open space planning has never been easier. Aristotle offers a broad selection of worksurface tops and storage elements to create the perfect balance of privacy and interaction.

# ARISTOTLE STATEMENT OF LINE (Partial)

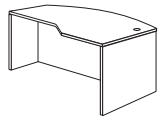
## Desks



Double Pedestal



Bow Front Double Pedestal



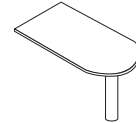
Bow Front Corner, Straight Cutaway



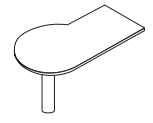
D-Top Corner, Curved Cutaway



P-Top Corner, Straight Cutaway

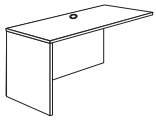


D-Top - Suspended

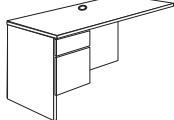


P-Top - Suspended

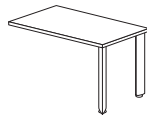
## Returns



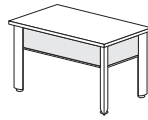
Flush Return



Pedestal Return

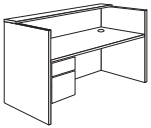


Return with Slimline Leg

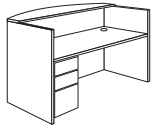


Aluminum Wave Profile Return with Modesty and End Panel

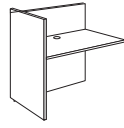
## Reception Desks and Galleries



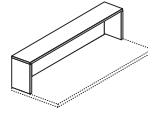
Reception Desk



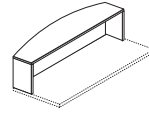
Bow Front Reception Desk



Reception Return

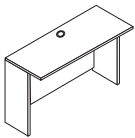


Reception Gallery

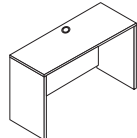


Bow Front Reception Gallery

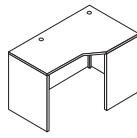
## Shells



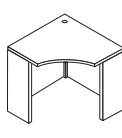
Recessed End Panel



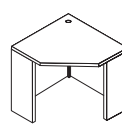
Full End Panels



Extended Desk - 2 End Panels

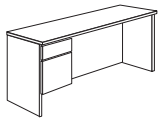


Curvilinear Corner

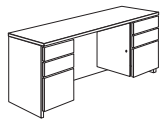


Straight Corner

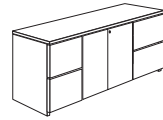
## Credenzas and Overheads



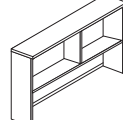
Single Pedestal Credenza



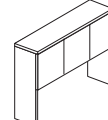
Double Pedestal Credenza



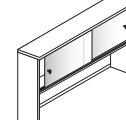
Center Storage Credenza



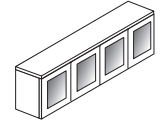
Open Overhead



Closed Overhead

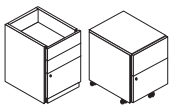


Overhead with Sliding Frosted Acrylic Doors

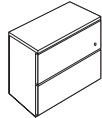


Overhead with Frosted Glass Doors

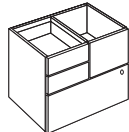
## Files and Storage



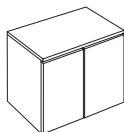
Pedestals



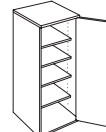
Lateral - 2 Drawer




Storage - Under Desk



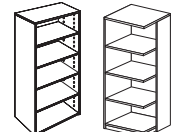
Storage - Freestanding



Storage Tower

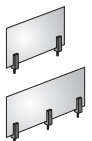


Storage Tower with Lateral

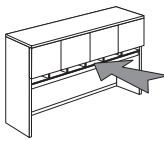


Bookcases

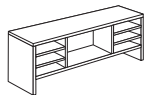
## Accessories



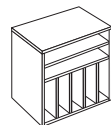
Desktop Acrylic Panel



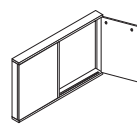
Overhead Paper Sorter Insert



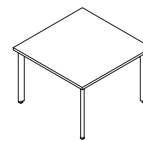
Stack-On Organizer Hutch



Paper Organizer



Markerboard

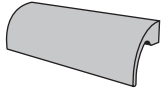


Table



# OPTIONS


## Pulls




Waterfall Silver



Waterfall Black

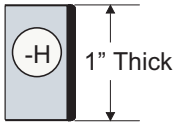


Bar Silver

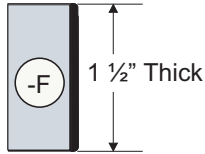


Rectangular Silver

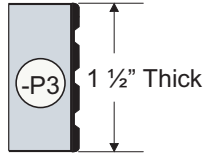
## Edges



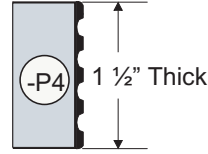
1" Flat



1-1/2" Flat



1-1/2" P3



1-1/2" P4

## Finishes

### Metal Leg Finishes




Black (BL)



Starlight Silver (SX)

### Surface Finishes



Biltmore Cherry (LBT)



Brighton Walnut (LBW)




Cocobala (LCC)



Charcoal (LCH)



Copacabana (LCP)




Dark Sand (LDS)



Dolce Vita (LDV)



Kensington Maple (LKM)



Light Grey (LLG)



Monticello Maple (LMT)



Sunset (LSU)



Tuxedo (LTX)



White (LWT)



White Chocolate (LWZ)

Edge banding matches the laminate finish.

# PRODUCT SPECIFICATIONS



New Mexico  
Corrections Industries

## Cover:

- Aristotle casegoods in Brighton Walnut laminate with White laminate worksurface (1"), Silver bar pulls, and Aluminum Wave profile return.

## PAGES 2-3:

- Aristotle casegoods in White laminate with Kensington Maple laminate worksurface (1-1/2" P4 and 1" edges), Silver bar pulls, and Aluminum Wave profile return.
- Altus conference chairs in Black.
- Itoki DP chair in Walnut veneer with Black upholstery.
- Altus task chair in Black.
- Opt4 chair in White.

## PAGES 4-5:

- Aristotle casegoods in Sunset laminate (1-1/2" P4 edge) and Silver waterfall pull.
- Altus task chair in Black.
- Opt4 chair in Black.
- Aristotle conference table in Sunset laminate with Venue base.
- Altus conference chairs in Black.

## PAGES 6-7:

- Aristotle casegoods in Brighton Walnut laminate with White laminate worksurface (1"), Silver bar pulls, and Aluminum Wave profile return.
- Lyra club chairs and table in Cocobala with chrome base and Holy Cow Super White upholstery.

## PAGES 8-9:

- Aristotle casegoods in Cocobala laminate with White laminate worksurface (1") and Slimline metal leg return.
- Engage task chairs in Spun Spruce.

Learn more about  
Aristotle Casegoods



Printed on FSC® certified paper,  
using only vegetable-based inks,  
including metallics. Please recycle.

